

K O B E

Kobe City PR Paper English December 2023

Stories of the Lights that Illuminate Kobe



If you have any questions about ward office procedures, financial support for raising children, etc.

**Call the Kobe International
Community Center (KICC)!**

☎ 078-742-872 | (11 languages)



↑ Tap here
to visit the
website!




Stories of the lights that illuminate Kobe


Kobe is known for its 10-million-dollar night view. Here are the reflections of those who work behind the scenes to bring us such brilliant lights.

Mountainside illuminations

These illuminations have brightened the sides of the Rokko mountains since 1903. The anchor was the first, and the city crest, *kitamaebune* ship, and BE KOBE letters were added later. They continued to shine the night after the Great Hanshin-Awaji Earthquake, so people have said that they saw these illuminations as lights of hope.



Maya ★ Sparkling Path



This is a popular spot in addition to Mt. Maya's Kikuseidai night view. It started on July 7, 2005, in order to attract people to Kikuseidai when the ropeway

ceased operations after the earthquake. Paved with a phosphorescent material, this 40-meter-long pathway glows blue and evokes the feeling of the Milky Way, and it features 4 glittering constellations made from phosphorescent pebbles.

Training ship

The *Kaiomaru* is a large training ship for students of marine navigation. To show appreciation for its mother port in the west, it is illuminated while docked at Kobe Port, and is a familiar sight to Kobe's citizens. If you ever see it in the port, please be sure to come view it up close.



Illumination events in Kobe

Kitano Christmas Street

The trees along Kitano Hill are wreathed in 40,000 colorful LED lights.

Until March 31, 2024

Time: 5:00 pm - 11:00 pm

Admission: Free



Kobe Illuminage


This event will feature an elegant Arabian palace-like illumination this year. The whole family can enjoy this event.

Until February 12, 2024

Time: Illumination 5:30 pm - 9:30 pm

Admission: Required

Location: Kobe Fruit and Flower Park Ozo




Kobe Luminarie

This event was first held in December 1995 after the Great Hanshin-Awaji Earthquake. After a 4-year hiatus, it returns with some experimental changes - a shift to a different time and division into 3 different venues.

January 19-28, 2024

Time: Dusk to 9:30 pm **Admission:** Free

Location: Kobe East Park, Old Foreign Settlement (Kyukyoryuchi), Meriken Park



Hooray! The return of Kobe Port Tower's light

Closed since October 2021, the Port Tower will officially reopen this spring. And before the reopening, **the tower will shine again from December 21.**

New Year's information

Ward office closures

Ward offices will be closed Dec. 29 to Jan. 3.

Garbage collection days

Regular collection days will run until Dec. 28 and resume from Jan. 4. There will be special collection days Dec. 29-31.



Collection schedules are available in multiple languages!

Emergency medical phone consultations

● Emergency Advice Hotline

You can receive guidance on available hospitals/clinics, assessments on level of urgency, and advice on the need for a visit to the doctor. (Japanese)

☎#7119 (or ☎331-7119 for touch-tone and IP phones), available 24 hours a day, 365 days a year

● Pediatric Emergency Phone Consultation (excluding injuries)

You can receive guidance from nurses regarding pediatric medical emergencies (Japanese)

Time: Mon. - Fri. 8:00 pm to 7:00 am the next day, Sat. 3:00 pm to 7:00 am the next day, Sun./Hol. 9:00 am to 7:00 am the next day

☎891-3499

Where to go if your primary care physician is unavailable (light symptoms)

Find details on clinical departments, hours, etc., as well as available institutions for if you need hospitalization or surgery (moderate/severe symptoms):



(Japanese)

Tell us on LINE if you see parks and roads that need repair

“The chains on the park swings are coming apart”, “There is a pothole in the road, and I almost tripped” - If you spot any places or facilities that need to be fixed, let us know via the official Kobe City LINE account.

It's easy to use - simply post queries and photos. Based on the information you posted, the city will check the area and conduct the necessary repairs. You can check the status of your reported issue via the “post history” (投稿履歴).

Add the official Kobe City LINE account as a friend

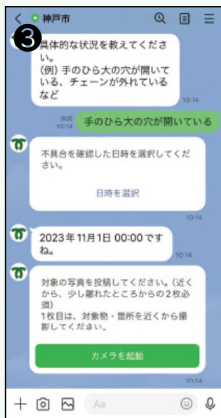
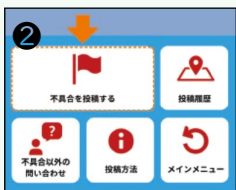


- 1 Scan the 2D code
- 2 Tap “Add”



How to post

- 1 Tap “公園／道路” (“Parks/Roads”)
- 2 Tap “不具合を投稿する” (“Post a problem”)
- 3 Use the chat to answer questions from the city, and provide details about the problem (in Japanese)



Kodomotto KOBE

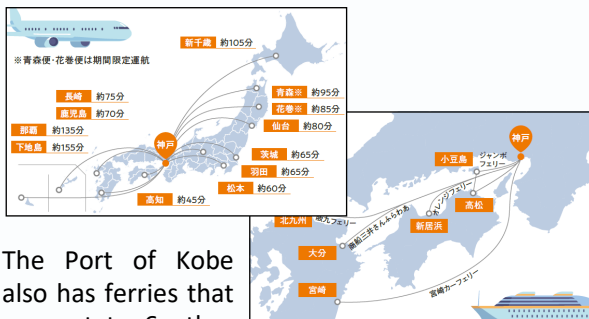
Kobe City's childrearing support website has been revamped!

- Tons of content to read, and easier to understand
- You can search for the information you want by purpose and age
- Get the latest childrearing support-related information right away
- Learn which service desks can help you with your difficulties and concerns



Access from Kobe

Kobe Airport connects with airports in 12 other Japanese cities. Its proximity to the downtown Sannomiya area means that you can easily get home when returning from a fun vacation.



The Port of Kobe also has ferries that connect to 6 other

areas in western Japan. The ferries have a wide range of amenities, including restaurant meals and baths.



Details
about Kobe
Airport (JP)

Details
about
ferries (JP)

