



## For Emergency Calls



**Police** (For accidents, incidents)



**110**



**Fire Department**  
(For fire-related incidents)



**119**



**Ambulance** (For health-related  
accidents, injuries, illnesses)



**119**

Multilanguage support is  
available for emergency  
calls.

Please wait on the phone  
until you are connected to  
an interpreter.



## When You Get Sick or Injured

### Medical Information Net (医療情報ネット)

Search for hospitals, clinics,  
pharmacies, and other medical  
facilities across the country that  
provide multilanguage support.



**#7119**

(Emergency Consultation Hotline)

If you are unsure of where to go for  
your injury or illness, or whether or not  
you should call an ambulance, you can  
consult the above hotline  
(multilanguage support available).



## Ensuring Safety Against Disaster



### Hyogo Emergency Net (ひょうご防災ネット)

With latest updates and  
announcements on natural disasters  
and evacuation information.  
Multilanguage support available.  
Install the app for more!



iOS



Android

### Disaster response card

For more information, please check  
the "Disaster response card".



You can get the  
physical card at a ward  
office or the KICC.



## Enjoy Kobe with KOBE Free Wi-Fi!



#### POINT 01

Anyone can use it,  
anytime, for free!

#### POINT 02

With network  
security measures  
in place to provide  
safe browsing!

#### POINT 03

You can use it in  
over 800 locations  
in Kobe, including  
restaurants!

#### POINT 04

Available in  
multilanguage as well!

※日本語、English、中文、  
한국어、ภาษาไทย

See next page for instructions on connecting to KOBE Free Wi-Fi.



## Welcome to Kobe



Kobe City provides a range of services to help  
everyone live safely and comfortably.

You can easily access information on these services from a smartphone or  
computer. Scan the QR code to view this flyer in the following languages:

English 中文 한국어 नेपाली Filipino ภาษาไทย Indonesia  
Tiếng Việt Español Português



※The above QR code is a registered trademark of Denso Wave Incorporated.



# Daily Life Information and Consultations

### Places to Study Conversational Japanese

KICC Japanese Classes

Other Organizations

### Foreign Resident Support Groups

Organizations that offer various support services, such as consultation desks and Japanese classes.

## KICC

Kobe International Community Center

If you have any questions about daily life or ward office procedures, please contact the KICC first (multilanguage support available).



The KICC also offers advice on legal matters and visa/residence status procedures, as well as Japanese cultural experiences and other fun events.



### Kobe City PR Digest


A monthly digest that provides useful information for daily life, details on upcoming events, City-wide updates and announcements, etc.



## Rules for Living Together in Harmony

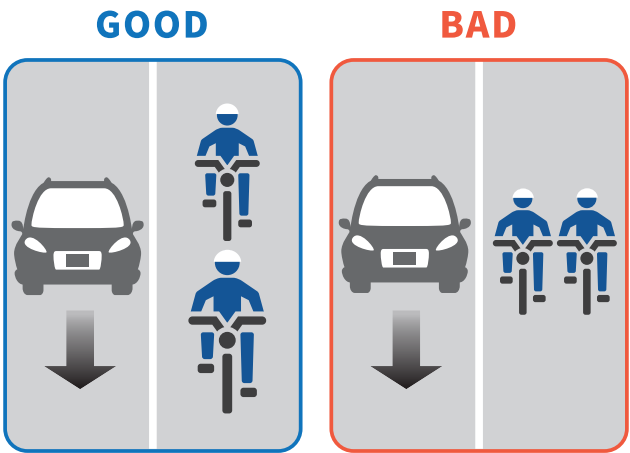
### Proper Disposal of Garbage

Different types of garbage have specific days and dates for collection, based on the area you live in. Please be sure to follow the garbage disposal rules and collection dates for your area.



### Rules for Bicycle Riding

Please park your bicycle in designated areas only. Please follow the rules when riding your bicycle.



## How to Connect to KOBE Free Wi-Fi

For Inquiries

Wi2 Customer Center

☎ 0120-985-805 ※Available 10AM to 7PM, 365 days a year

### STEP 01

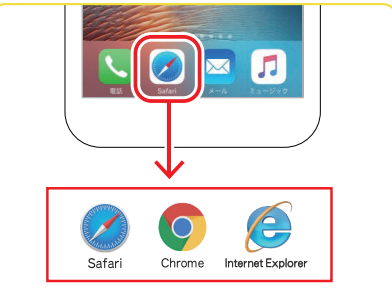
#### Wi-Fi settings



Select SSID (wireless network): KOBE Free Wi-Fi on your Wi-Fi setting screen.

### STEP 02

#### Open the web browser for Authentication



Open the web browser and access to the Internet.

### STEP 03

#### Select Login method



On the terms of service screen, select your preferred login method, either "Log-in with SNS account authentication" or "Log-in with email address authentication".

### STEP 04-1

When SNS account authentication is selected



- Enter your SNS account (ID, password) and activating your account.
- After authentication is completed, "KOBE Free Wi-Fi" is available.

### STEP 04-2

When email address authentication is selected



- Enter your email address to temporarily register.
- An email with a URL link for main registration is sent to the registered email address.
- Click the link to complete main registration. "KOBE Free Wi-Fi" is available.

Within 5 min, please TAP listed URL on the email

Wi-Fi Areas

