

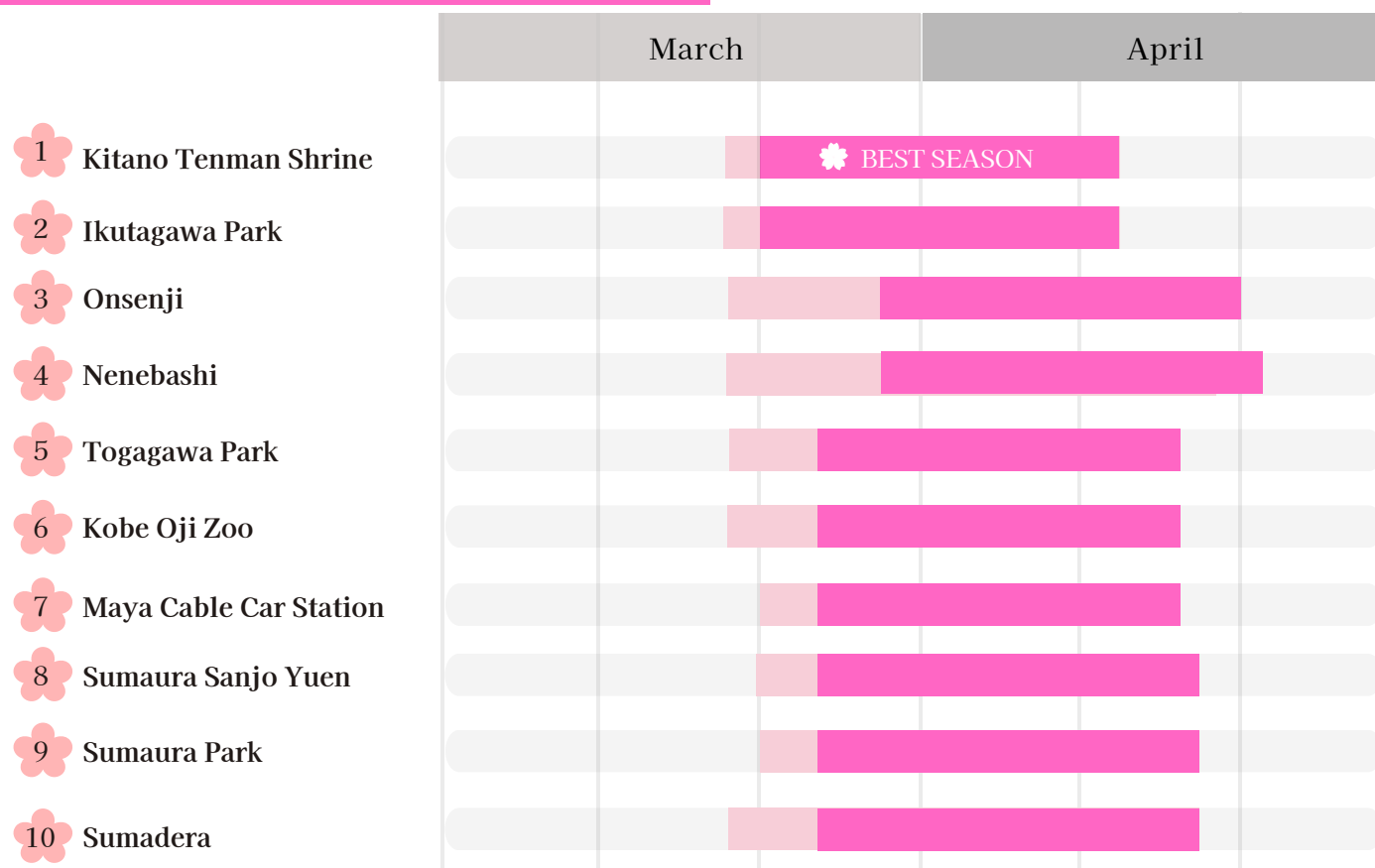
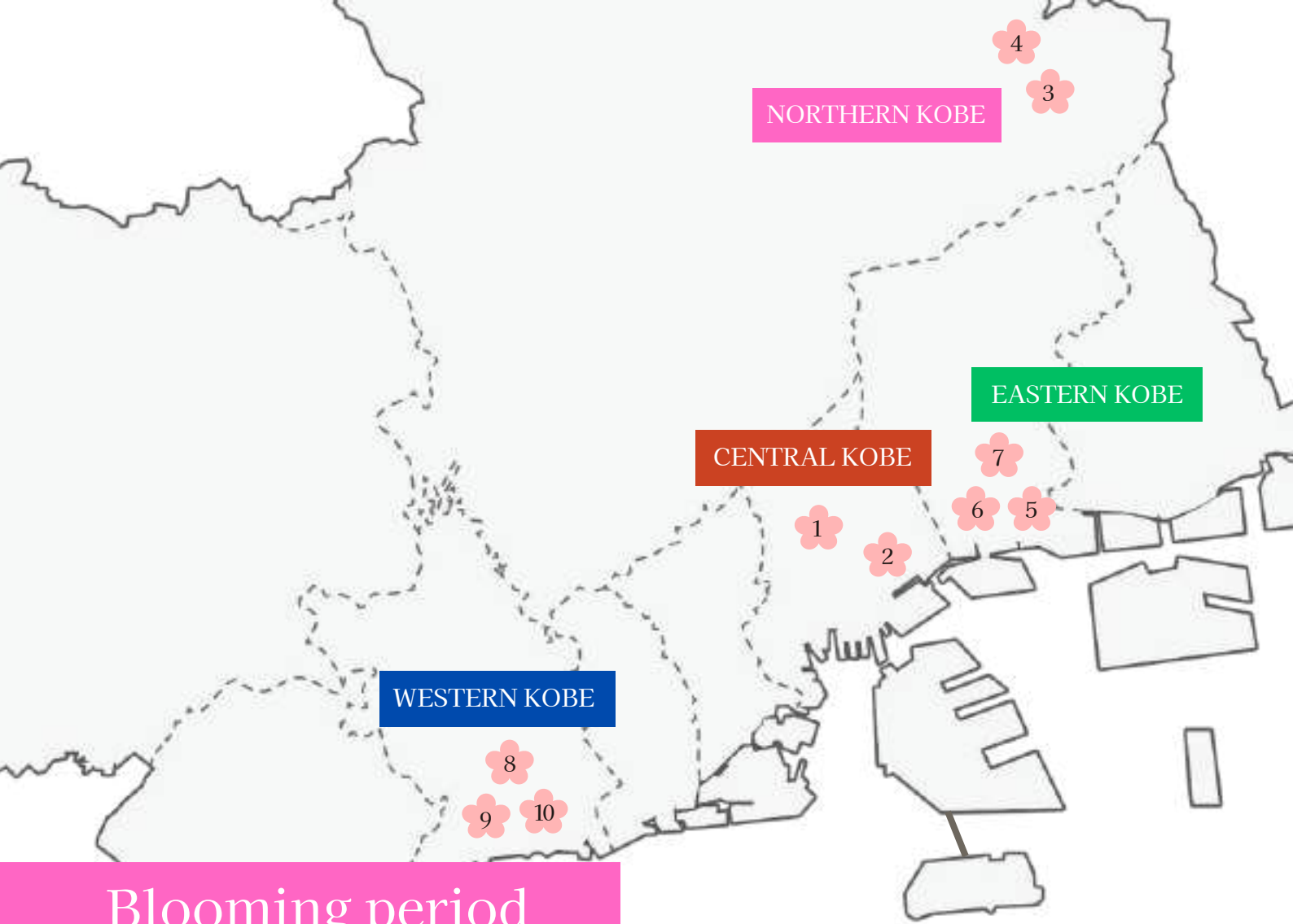
# SAKURA

in Kobe city



— Kobe;  
a city that offers  
an extended  
cherry blossoms season.





\* The blooming period is estimated based on past year's data. Please note that the actual blooming time may vary every year depending on weather conditions.





CENTRAL KOBE

# Kitano Tenman Shrine

Enjoy the stunning cherry blossoms at Kitano Tenman Shrine, located on a hilltop in the exotic Kobe Kitano Ijinkan-gai Area. From the steps leading up to the shrine, you can admire the beautiful view of the Weathercock House surrounded by full cherry blossoms and the panoramic cityscape of Kobe.

Blooming period

March			April		
		🌸 BEST SEASON			

Access

3-12, Kitano-machi,  
Chuo-ku, Kobe



CENTRAL KOBE

# Ikutagawa Park

Just a 5-minute walk from Shin-Kobe Station, you will discover the enchanting Ikuta River, lined with approximately 1.6 kilometers of cherry blossom trees. It is a wonderful place to relax and enjoy the spring scenery with family and friends while walking along.

Blooming period



Access

6-5 Wakana-dori,  
Chuo-ku, Kobe





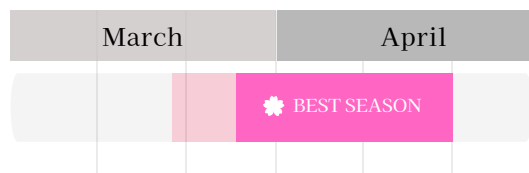


NORTHERN KOBE

# Onsenji

Arima Onsen, one of Japan's three oldest hot spring towns, offers beautiful natural scenery throughout the year. Especially in spring at the Onsenji, visitors can enjoy the charming cherry blossoms. The serene garden of the temple embodies the charm of a traditional Japanese hot spring town.

Blooming period



Access

1643 Arima-cho,  
Kita-ku, Kobe





NORTHERN KOBE

# Nenebashi

The vermillion Nenebashi, a striking landmark at the entrance of Arima Onsen, offers a breathtaking view of the cherry blossoms lining Arima river below. This bridge is called "Nenebashi" because it is said that Nene, the wife of Toyotomi Hideyoshi (one of the most famous samurais), crossed it when she visited Arima Onsen. The beautiful contrast between the bridge and the cherry blossoms is a must-see.

 Blooming period



 Access

1400 Arima-cho,  
Kita-ku, Kobe





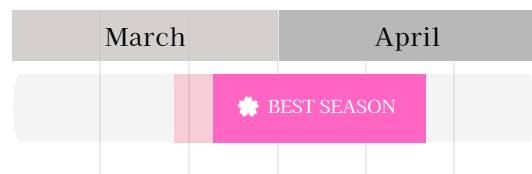


EASTERN KOBE

# Togagawa Park

Located between Ojikoen station and Rokko station, Toga River is lined with beautiful cherry blossom trees. This popular Hanami spot is especially known for its stunning view of the reddish brown Hankyu trains passing over the river with the majestic Rokko Mountains in the background.

## Blooming period



## Access

3-9, Chidandori 4-chome,  
Nada-ku, Kobe





EASTERN KOBE

# Kobe Oji Zoo

Home to approximately 130 species of animals from around the world, the zoo is a beloved spot for locals and visitors. It's also a popular cherry blossom viewing spot, with around 480 cherry trees scattered throughout the grounds. Enjoy a relaxing time surrounded by adorable animals and beautiful cherry blossoms. The cherry blossoms in front of the historic Hunter House are especially noteworthy.

Blooming period

March		April	
	🌸 BEST SEASON		

Access

3-1 Oji-cho, Nada-ku, Kobe







EASTERN KOBE

# Maya Cable Car Station

The base station of the Maya Cable Car, which offers access to the top of Mt. Maya, is transformed into a beautiful cherry blossom oasis in the springtime. In addition to the stunning night view from the mountaintop, please be sure to enjoy the cherry blossoms that adorn the mountain foot.

## Blooming period



## Access

4-2 Minookadori,  
Nada-ku, Kobe





WESTERN KOBE

# Sumaura Sanjo Yuen

Sumaura Sanjo Yuen is a beautiful mountaintop park with stunning ocean views. Enjoy the breathtaking cherry blossoms, various attractions with panoramic views in the background.

Blooming period



Access

3-2, Ichinotani-cho 5-chome,  
Suma-ku, Kobe







WESTERN KOBE

# Sumaura Park

Sumaura Park is a scenic park located on a hill overlooking Awaji Island, famous for its beautiful cherry blossoms. The vast park offers a picnic area for cherry blossom viewing with beautiful ocean views.



Video

Blooming period



Access

4-4-3 Ichinotani-cho,  
Suma-ku, Kobe



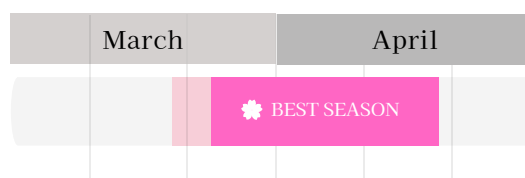


WESTERN KOBE

# Sumadera

Discover the breathtaking beauty of Sumadera, the over 1,000 years old temple renowned for its stunning cherry blossoms. The picturesque pathway lined with cherry blossoms and the amazing view of the three-story pagoda offer countless photo opportunities.

Blooming period



Access

4-6-8 Sumadera-cho,  
Suma-ku, Kobe



# Extend your trip and discover cherry blossoms in the cities and sites nearby Kobe

## HIMEJI



### Himeji Castle

Himeji Castle, a UNESCO World Heritage Site known for its stunning white exterior, is a must-visit destination. Admire the striking contrast of the white castle walls and the vibrant pink cherry blossoms.

► Access from Kobe city centre :

Please take JR line from Sannomiya station to Himeji station (The super rapid train ride takes 37 minutes.)

## SHUKUGAWA



### Shukugawa park

Shukugawa Park is a beautiful urban oasis featuring approximately 1,000 cherry blossom trees lining both sides of the river. During the blooming period, the park is filled with visitors enjoying cherry blossom viewing.

► Access from Kobe city centre :

Please take Hankyu Railway from Kobe-Sannomiya station to Shukugawa station (The express train ride takes 11 minutes.)

## ONO



### Ono Sakura Tsuzumi Corridor

Ono Sakura Tsuzumi Corridor is famous for its 4km-long cherry blossom avenue which is one of Western Japan's longest. Thanks to the five different species of cherry blossom trees planted and their differing blooming times, visitors can enjoy cherry blossoms for a long period. If you want to see beautiful cherry blossoms against a clear blue sky in typical Japanese countryside, be sure to add this place to your bucket list!

► Access from Kobe city centre :

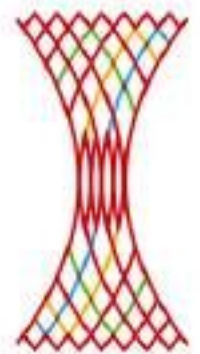
Please take Hankyu Railway from Kobe-Sannomiya station to Shinkaichi station, and then transfer to Kobe Electric Railway (Ao Line) and get off at Ono station (The entire trip takes about 70 minutes.)



Official Travel  
Guide Of Kobe



Kobe Park  
Information



KOBE TOURISM BUREAU

Date of issue: March, 2025